



+ 2


As a precautionary measure to reduce the risk of short-circuit, we recommend that you cover the terminals of certain battery types with tape before storage or recycling

Please visit www.rawmaterials.com/page/education/prepare-batteries/

Tapester #1 "Button Cell" Batteries


Special consideration must be taken to ensure all primary lithium "button" cell batteries have their positive and negative terminals taped prior to recycling.

Tape both the positive and negative terminal by simply placing a single piece of tape around the top and bottom of the button cell.




Tapester #2 All 9 Volt (Including Alkaline)

9 Volt batteries are the type usually found in smoke detectors and alarm clocks. Simply place a piece of masking tape over the terminal ends to secure both the positive and negative terminals.



Tapester #3 6 Volt Batteries

6 Volt batteries are the type used in larger flashlights and lanterns. Although not subject to the Transportation of Dangerous Goods Act, we recommend that the protective caps or masking tape be placed over its terminals prior to being recycled as well.




+1 Primary Lithium Cell Batteries (non-rechargeable)

Lithium batteries are not accepted in the OSBRC, but can still be recycled if the terminals are taped. For the location nearest you visit: makethedrop.ca



+2 Rechargeable Batteries

Rechargeable batteries are not accepted in the OSBRC, but can still be recycled if the terminals and wires are taped. For the location nearest you visit: makethedrop.ca



Recycling to Preserve our Natural Resources




ABCs OF BATTERY RECYCLING



Activity Worksheet



Activity #1



How many batteries do you use?

In Canada, an average household will use up to three pounds of batteries every year.

How many batteries do you use? _____

Go through each room of your house and take an inventory of all your batteries. Go room by room to discover exactly which devices use batteries.

Living/Family Room(s)

TV Remote X 2

Bedroom(s)

Kitchen

Workshop/Garden Shed/Garage

Bathroom(s)

Laundry Room

Activity #2

Ever Wonder Whats in a Battery?

H	M	Z	I	N	C	D	Y	A	J	L	T	L	Y	D
Y	I	O	X	H	R	S	B	K	E	S	J	J	O	N
P	W	I	P	C	D	X	P	F	M	W	T	D	C	J
Z	Y	C	K	K	Y	R	T	K	N	C	C	R	I	B
O	H	Y	L	W	S	O	W	Q	Q	K	L	R	T	E
M	U	B	E	R	F	L	Y	J	W	E	Y	Z	S	Z
J	U	S	E	X	M	J	T	X	K	Z	A	E	A	W
F	X	X	T	H	E	U	B	C	T	S	N	Z	L	X
N	N	A	S	U	H	F	I	K	C	A	U	N	P	T
A	A	C	G	K	G	N	Z	S	G	R	I	L	W	B
C	U	Z	N	R	O	Y	H	N	S	O	P	Q	Z	W
D	H	B	D	M	S	T	A	X	P	A	X	S	A	D
X	U	D	B	Z	D	M	E	Y	F	L	T	J	C	X
G	D	L	E	I	M	C	W	X	G	O	T	O	X	E
P	K	Y	W	Z	K	R	Q	P	A	P	E	R	P	B

ZINC
MANGANESE
POTASSIUM
STEEL
NICKEL
PAPER
PLASTIC

100% of each battery you RECYCLE is REUSED!



25% of an alkaline battery is made up of steel and nickel. 100% of that steel and nickel is recovered and reused to make new cars and appliances.



15% of an alkaline battery is made up of paper and plastic. 100% of the paper and plastic is recovered and sent to an EFW facility to create electricity.



60% of an alkaline battery is a combination of zinc, manganese and potassium. 100% is recovered and reused as a micronutrient to grow corn for bio-fuel.